

# Apple iOS 7 Usage Tips

iOS 7 features howto

---

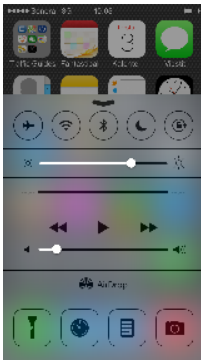
## Control Center

A feature that adds to the ease-of-use of the new iOS 7 is Control Center that gives centralized access to the essential functions such as turning the wireless network on and off.

In Control Center you can also activate the camera flash and use it as a flashlight, turn on the camera, the calculator, the timer, etc..

Access Control Center by swiping up from the bottom of the screen.

Access by swiping may be difficult if the protective case extends close to the edge of the screen. A very precise swipe is needed.

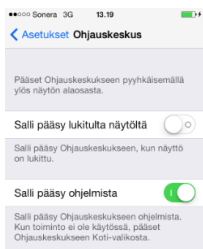


You can hide Control Center by swiping down or by tapping the Home button.

To access the Control Center security settings:

### Settings > Control Center

To added security, you can disable access on the lock screen:



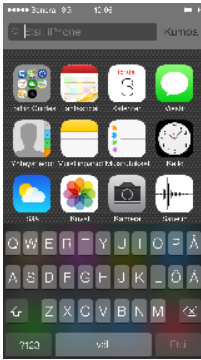
Though, disabling access from the lock screen reduces the ease-of-use of the device.

---

## Search

Go to Search in ios 7 by swiping down from the center of the screen.

Search can be used in applications and in Home Screen.



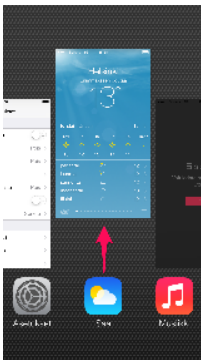
---

## Quit running applications

When an application no longer functions the way it should, you can usually fix this by quitting the application.

To see the list of running applications, double-tap the Home button.

You can also quit an application by swiping upwards on its card.



Quit several consecutive applications at the same time by swiping upwards on their cards.

