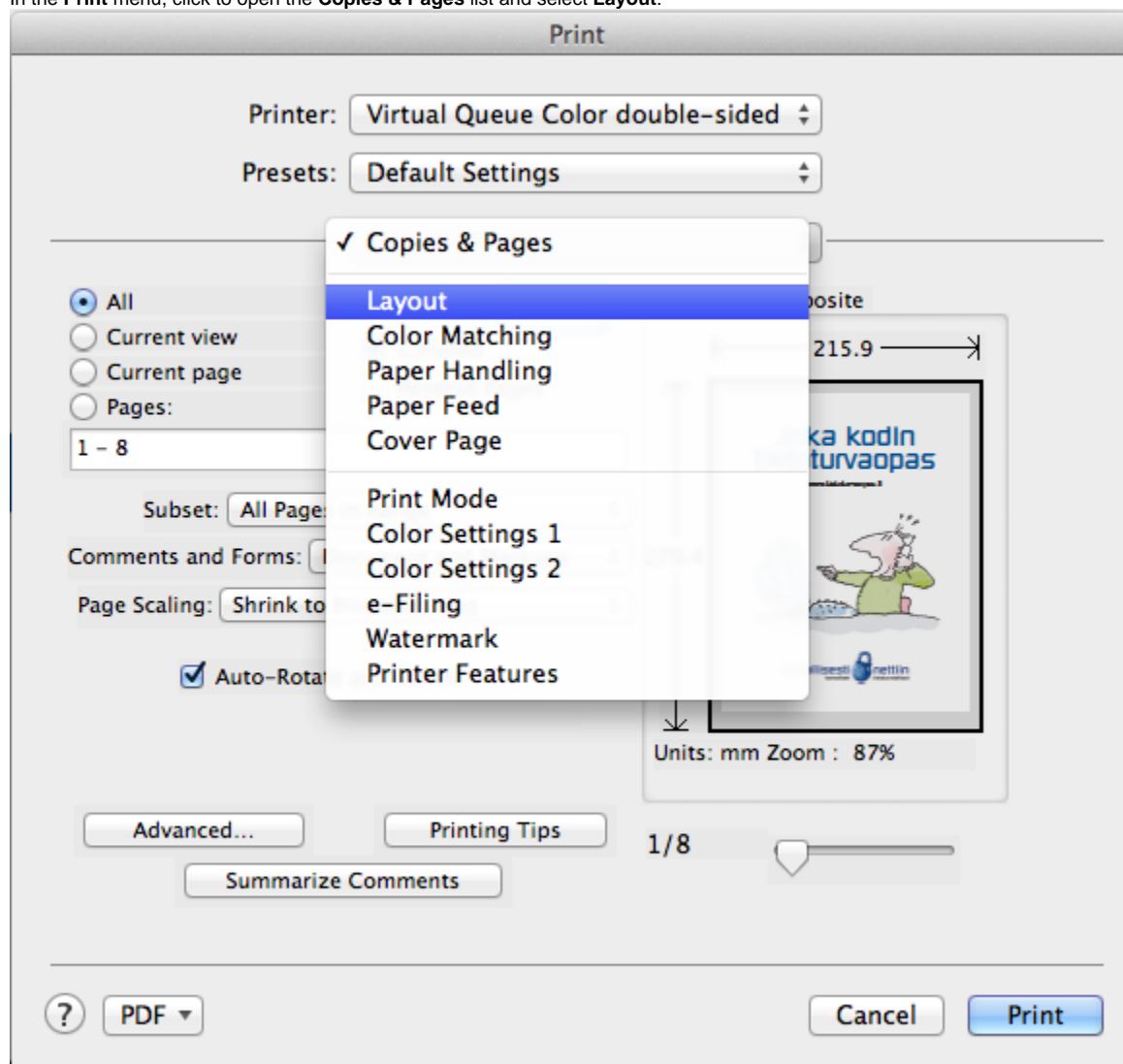


2-sided to 1-sided, Mac

The double-sided setting is available in almost all Mac programs as follows:

In the **Print** menu, click to open the **Copies & Pages** list and select **Layout**:



On the **Layout** page you can change the double-sided settings and also disable the setting.


In **Two-Sided**, select **Off** and pages will be printed one-sided:

Print





Printer: Virtual Queue Color double-sided ▾

Presets: Default Settings ▾

Layout ▾




Pages per Sheet: 1 ▾

Layout Direction:    

Border: None ▾

Two-Sided: Off ▾

☐ Flip horizontally

 PDF ▾

Cancel Print

2-puolinen 1-puoliseksi, Mac