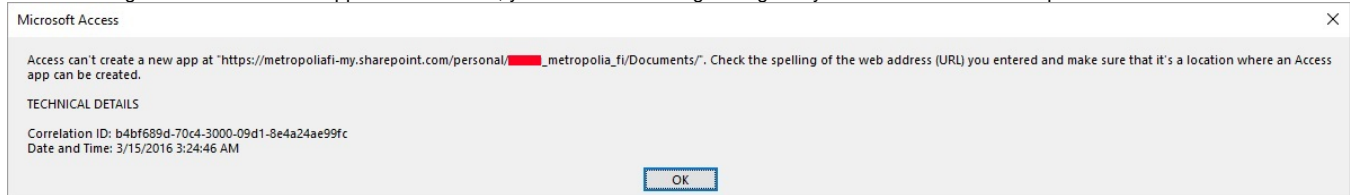


# Access 2013 - Custom Web App Error

Error creating a Custom Web App


When creating a new Custom Web App in Access 2013, you receive a message saying that you do not have the cloud permission:



You receive the error because Access tries to create the files it needs in a wrong location. You can avoid the problem by checking the correct location in the cloud service.

Log in to the Office 365 cloud service at <http://portal.office.com>

Click on the top left corner to open OneDrive:




In the address line, remove "\_layout" and everything followed by it:



Copy what is left of the address either by using the Ctrl+C key combination or by right-clicking and then selecting **Copy**:



Go back to Access 2013 and past the address in the Web Location line. Click on **Create**. In a moment access should create a new program:



## Custom web app

Should I create an Access 2013 app or an Access desktop database?  
Create your app, then use it and share it on the web.

App Name


Available Locations

Personal Apps @ Metropolia Ammattikorkeakoulu Oy

Metropolia Ammattikorkeakoulu Oy

Web Location

Get help finding your web location

  
Create